



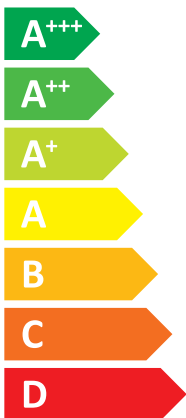

# ENERG

енергия · ενεργεια

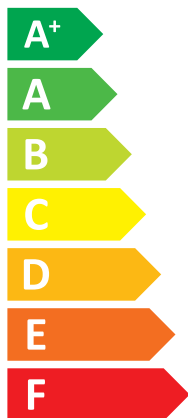


## PUZ-SWM100YAA

### Mitsubishi Electric / ERST20D-YM9D



**A++**



**A+**

Two icons showing sound power level: a speaker inside a house and a house with a speaker outside.

**41** dB

**58** dB



Legend for power consumption:

- Dark blue square: 10 kW
- Medium blue square: **10 kW**
- Light blue square: 10 kW