



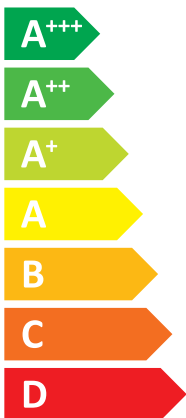

ENERG

енергия · ενεργεια

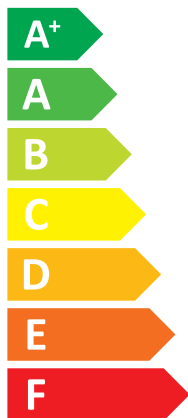


PUZ-SWM120YAA

Mitsubishi Electric / ERST30D-YM9ED



A++



A+

Two icons showing sound power levels: a speaker inside a house icon and a house with a speaker icon.

41 dB

58 dB



- 12 kW
- 12 kW**
- 12 kW